

# Coachella Center

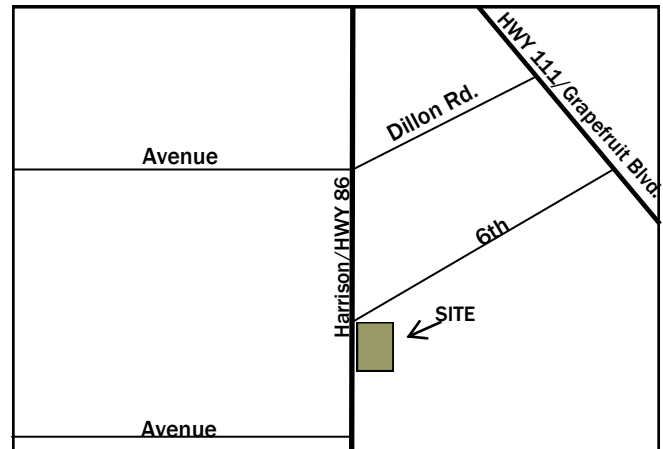


**Location:**  
**SEC Harrison (hwy. 86) & 6th St.**  
**1030 6th Street**  
**Coachella, California 92236**

**Available: See Site Plan**

**Comments:**

- Remodeled in 2006
- Excellent exposures from Highway 86/Harrison Street.
- Strong traffic counts and demographics.
- Prominent tenants in the area including Kragen, Radio Shack, Food 4 Less, Jack In The Box, and Rite Aid.
- Signalized Intersection



<b><u>Demographics</u></b>	<b><u>1 Mile</u></b>	<b><u>3 Miles</u></b>	<b><u>5 Miles</u></b>
Population:	24,111	47,787	104,608
Average HH Income: (Loopnet 2008)	\$38,322	\$53,559	\$64,000



**For Further Information Contact:**

**Craig Duhs**  
 Direct-619-491-0612  
 Email-Craig@DuhsCommercial.com

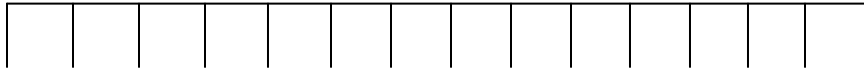
3026 University Ave, Suite B  
 San Diego, CA 92104

www.DuhsCommercial.com  
 Fax-619-491-0696

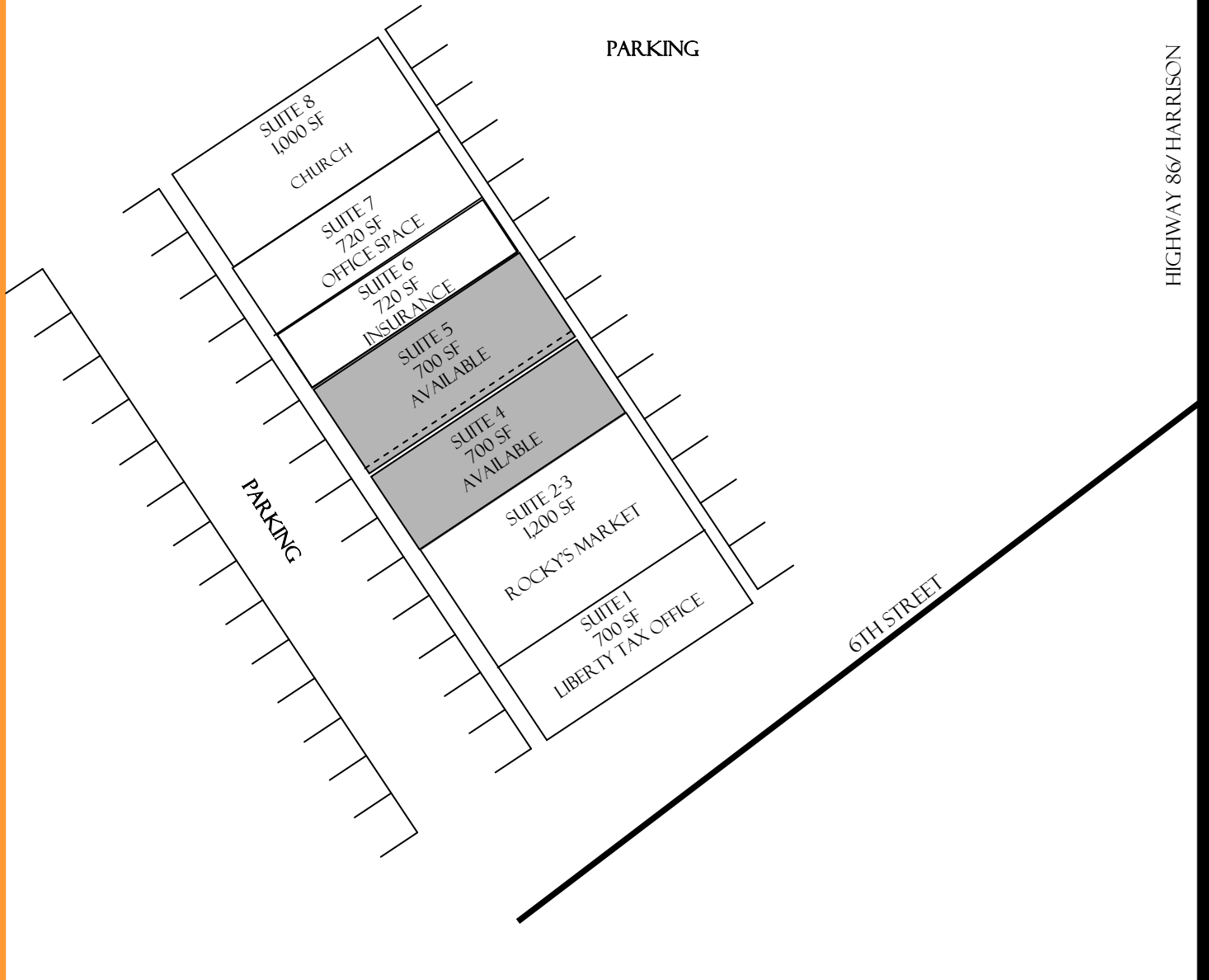
# Site Plan

\*NOT TO SCALE

SUITE 9 600SF	SUITE 10 620SF	SUITE 11 620SF	SUITE 12 600SF	SUITE 14 600SF	SUITE 15 600SF	SUITE 16 700SF
TAX OFFICE	ABLE BODY TEMP AGENCY	ABLE BODY TEMP AGENCY	HEALTH STORE	BEAUTY SALON	BEAUTY SALON	AVAILABLE



PARKING



3026 University Ave, Suite B  
San Diego, CA 92104

[www.DuhsCommercial.com](http://www.DuhsCommercial.com)  
Fax-619-491-0696

No warranty or representation is made to the accuracy of the foregoing information. Terms of sale or lease and availability are subject to change or withdrawal without notice.

# Demographics

**Latitude: 33.676027**

**Longitude:-116.181363**

	<b>1.0 miles</b>	<b>3.0 miles</b>	<b>5.0 miles</b>
2000 Total Population	15,371	31,478	73,949
2000 Group Quarters	20	306	1,131
2005 Total Population	18,441	38,567	89,758
2010 Total Population	22,274	46,923	108,778
2005 - 2010 Annual Rate	3.85%	4%	3.92%
2000 Households	3,320	6,979	18,853
2000 Average Household Size	4.62	4.47	3.86
2005 Households	3,964	8,524	22,807
2005 Average Household Size	4.65	4.49	3.88
2010 Households	4,765	10,333	27,550
2010 Average Household Size	4.67	4.51	3.91
2005 - 2010 Annual Rate	3.75%	3.92%	3.85%
2000 Families	3,072	6,309	15,858
2000 Average Family Size	4.71	4.64	4.18
2005 Families	3,668	7,703	19,172
2005 Average Family Size	4.74	4.66	4.21
2010 Families	4,409	9,335	23,147
2010 Average Family Size	4.76	4.69	4.24
2005 - 2010 Annual Rate	3.75%	3.92%	3.84%
<b>2000 Housing Units</b>	3,429	7,757	22,133
Owner Occupied Housing Units	59.6%	51.0%	47.9%
Renter Occupied Housing Units	37.3%	38.2%	38.7%
Vacant Housing Units	3.1%	10.7%	13.4%
<b>2005 Housing Units</b>	4,081	9,371	26,610
Owner Occupied Housing Units	60.9%	52.9%	48.8%
Renter Occupied Housing Units	36.3%	38.1%	36.9%
Vacant Housing Units	2.9%	9.0%	14.3%
<b>2010 Housing Units</b>	4,899	11,310	32,055
Owner Occupied Housing Units	60.9%	52.5%	48.8%
Renter Occupied Housing Units	36.4%	38.9%	37.1%
Vacant Housing Units	2.7%	8.6%	14.1%
<b>Median Household Income</b>			
2000	\$27,919	\$28,809	\$31,973
2005	\$31,340	\$32,282	\$36,311
2010	\$35,087	\$36,295	\$41,087
<b>Median Home Value</b>			
2000	\$82,152	\$84,492	\$88,190
2005	\$189,835	\$195,736	\$209,083
2010	\$266,844	\$276,207	\$293,858
<b>Per Capita Income</b>			
2000	\$7,471	\$8,714	\$11,143
2005	\$8,281	\$9,740	\$12,538
2010	\$9,309	\$11,091	\$14,426
<b>Median Age</b>			
2000	23.7	24.0	25.8
2005	24.2	24.2	25.8

3026 University Ave, Suite B  
San Diego, CA 92104

www.DuhsCommercial.com  
Fax-619-491-0696